

2014 St. Louis Green Business Challenge Leaders Scorecard


Owner or Tenant*:

Owner

Challenge Scorecard:

Baseline Score
(due March 31)

158.5



Total Points	158.5	307.5
--------------	-------	-------

Action	Baseline Points	Final Points	Possible Points	How did you achieve this strategy? Please provide a short description.	
O1.1	Green Team Organization : Does your company have a "Green Team," which is responsible for managing sustainability initiatives at this site (1pt)? Does your green team represent three or more departments in your company or organization? (1pt) Does your Green Team meet at least quarterly (1pt)? Is there an individual whose written job duties include responsibility for sustainability initiatives in your business (1pt)?	4	4	4	"The Center for Sustainability and Facilities Services have established a partnership that has cooperatively lead the charge for sustainability initiatives on campus. This Green Team, which meets on a regular basis, organized a task force that developed the framework for the new, university-wide Sustainability Advisory Council. The SAC is co-chaired by Kathleen Brady, Vice President for Facilities Services and Chief Sustainability Officer, and John Wooschlager , Director of the Center for Sustainability. Made up of numerous stakeholders, including staff, faculty and student representatives, the SAC meets quarterly and is charged with

OUTREACH

O2.1	<p>Sustainability Guidelines: Has your Green Team written a set of sustainability guidelines for the company and distributed it to all employees or made it accessible on the company's internal website? (2pts) Share your sustainability policy with other Challenge companies (2pts)</p>	4	4	4	<p>The Center for Sustainability previously delivered a presentation at the Green Business Challenge monthly meeting to share our sustainability strategy, policies, and approach with fellow challenge members. We have shared our AASHE STARS report, which is the roadmap for sustainability at the university. The STARS report is available online at https://stars.aashe.org/institutions/saint-louis-university-mo/report/2011-10-09/ and through the RCGA Green Business Challenge website.</p> <p>Additionally, Facilities Services prioritizes sustainability within the division's strategic plan, which can be reviewed online at http://www.slu.edu/facilities-services-home/about-us/strategic-planning</p>
O2.2	<p>Company-wide Adoption: Is your company implementing sustainability strategies across all locations in the St. Louis region or nationally? (2pts each) If one location, a yes answer is worth 2 points</p>	4	4	4	<p>Yes, our sustainability strategy applies to all of our locations throughout Missouri. We have also reached out to our campus in Madrid to begin the conversation about implementing sustainability initiatives and academic programs there based on the model we have built in St. Louis. Furthermore, we publically share our sustainability strategy and approach with all institutions of higher education through our participation in AASHE STARS.</p>
O2.3	<p>Measurement: Do you have ongoing measurement of your sustainability strategies? (1pt) Do you update your staff on the progress of these metrics?(1pt) Briefly describe and share your metric gathering data (2pts).</p>	4	4	4	<p>The Center for Sustainability grant requires SLU to update its sustainability strategies against defined goals and submit them to the office of research services and the board. Data is made available on the website and disseminated via e-mail blasts as appropriate. The Sustainability Advisory Council helps to structure our communication efforts and provides an official forum for campus wide dissemination of sustainability-related initiatives and opportunities.</p> <p>SLU uses AASHE's STARS as a framework for comprehensive sustainability measurement. In fact, the STARS framework is being utilized to measure sustainability for the purposes of the University's strategic plan. The university-wide Sustainability Advisory Council has designated a STARS action team to assess planning and communicate progress on sustainability initiative measurement and progress.</p> <p>Additionally, Facilities Services utilizes a sustainability dashboard to report certain metrics to the Board of Trustees.</p>

O2.4






OUTREACH

O5.1	Internal Meetings: Does your company follow a green events checklist, based on your company's sustainability policies, for its internal meetings?	0	2	2	The Facilities Services Vice President suite uses only reusable and recyclable items at all internal meetings, based on recommendations provided by the Department of Sustainability and Benchmarking. The Center for Sustainability follows similar practices within their office. Event Services has contacted Sustainability & Benchmarking on several occasions to learn about hosting zero waste events. While no formal policy is in place for internal meetings, an informal zero waste checklist has been used by Sustainability & Benchmarking to provide resources to any department wanting to green their meetings and events.
O5.2	Community Conferences: Does your company influence or implement green events guidelines for national and regional meeting which your company hosts or sponsors? Provide examples of conference and their size.	0	0	5	Not at this time.

PARTNERSHIPS

O6.1	Property Engagement : In 2014, did you engage your property manager or building owner on your company's sustainability initiatives? (1pt) Provide an example (2pts). Did you bring your Property Manager to a 2014 Challenge meeting or seminar? (2pts)			5	5	There is no external property manager for SLU, however we do collaborate with facilities managers on sustainability initiatives. The Center for Sustainability worked closely with key personnel in Facilities Services to complete the AASHE STARS report. During this past year, key Facilities Services personnel have been added to the SLU Green Team and have attended numerous RCGA seminars. Information gleaned from the seminars is then communicated to the VP of Facilities Services during bi-weekly sustainability meetings and to the Sustainability Advisory Council in quarterly meetings. Additionally, the Building and Grounds subcommittee of the Board of Trustees was presented with the Sustainability Dashboard, which includes sustainability initiatives at the University. The SLU community has open access to the annual sustainability report, which was also directly presented to the president. The president was also presented with a letter from the Sustainability Advisory Council. The letter recognized prior initiatives and was in support of further commitment and investment in sustainability at SLU.
------	---	--	--	---	---	---

OUTREACH

<p>O6.2 Building activities: In 2014, did you engage with fellow tenants in building-wide sustainability activities (2pts)? Share an example (2pts)</p>		4	4	<p>A couple of specific examples include: SLU's Adopt-a-Spot engaged the campus community to participate in increasing the waste diversion rate on campus. This program asked participants to help in educating the community on single-stream recycling. Also, SLU participates annually in the national RecycleMania contest to increase awareness around recycling and waste reduction strategies. http://www.slu.edu/facilities-services-home/slustainability/campus-operations/recycling-and-waste-reduction/recycling/recyclemania</p> <p>Additionally, the planning of the SLUstainability Expo was a collective effort between many departments on campus, including: Facilities Services, Admissions, Center for Sustainability, Business Services, Center for Service and Community Engagement, DineSLU, Corporate and Foundation Relations, and Nutrition and Dietetics.</p>
<p>O6.3 Clean Air Partnership: Does your company have a Clean Air Coordinator with the St. Louis Clean Air Partnership? (1pt) Do you post the Ozone Alert day signs or distribute the information to your employees? (2pts) Share examples of communicating clean air tips to employees (3pts).</p>		0	3	6


O6.4 Purchasing Alliances : Have you joined with other companies to cooperatively purchase sustainable products such as: recycled paper, green catering or green cleaning supplies? Provide examples.

2

2

2





ENERGY

	Action	Baseline Points	Final Points	Possible Points	How did you achieve this strategy? Please provide a short description.
ENERGY USE					
E1.1	Tracking : Have you calculated your average energy use at this site (electricity and natural gas) over the last 12 months? Share your energy audit information.	2	2	2	Monthly utility consumption is tracked for each building and is compiled for analysis and reporting purposes. Using this method allows for the analysis of a particular building's consumption and/or overall campus usage. Energy usage analyses were conducted for select locations on a project by project basis (e.g. garage retrofit initiative) to serve as the benchmark for sustainability improvement reporting. Our internal fiscal year dashboard tracks utility consumption (BTU) and GSF. FY14 average energy use was 114,615 BTU/GSF.
E1.2	Reduction Planning : Have you established an energy reduction goal of at least 10% of your annual energy usage at this site for 2014? (1pt) Submit achievement of 10% reduction goal (3pts).	0	0	4	SLU established an 20% reduction in Energy Intensity (BTU/GSF) by 2020, from our 2013 baseline. In FY14, SLU achieved a reduction of 7%.
E1.3	Carbon Footprint: Did you calculate a carbon footprint/greenhouse gas baseline for your company (3pts)? Please describe which carbon calculator that you used and please evaluate its ease of use (3pts).	0	6	6	We are currently in process to finalize a greenhouse gas inventory using CarbonMAP. This assessment will be completed in December and including in our AASHE STARS report in February.
E1.4	HVAC Strategies: Have you developed strategies to increase the efficiency of your heating, cooling, and ventilation system (3pts). Please share how you implemented your strategies (3pts for each, up to 2 strategies)	9	9	9	To improve the energy efficiency of its buildings, Saint Louis University has performed nighttime temperature setbacks and installed a new computer controlled boiler burner assembly. The university has also audited its steam traps and installed energy-efficient rooftop units. SLU uses plate exchangers for free cooling and leverages daylight harvesting. CO2 sensors have been installed on HVAC equipment. Additionally, Facilities Energy & Utilities Action Team has initiated a plan for campus energy audits.
E1.5	Retro-commissioning: Have you retro-commissioned your HVAC systems? Please describe the equipment retrocommissioned.	5	5	5	Both, Morrissey & Allied Health, have had all of their mechanical systems upgraded in the whole building. Additional buildings (i.e. Doisy Research Center, Chaifetz Arena and Simon Recreation Center) are slated to have retrocommissioning done within the next few months.

LIGHTING

ENERGY

E2.1	Lighting Audit: Have you conducted a lighting audit for this site? (2pts) Have you implemented at least one of the energy-reducing recommendations from the audit (2pts)? Has lighting energy usage been reduced by 10%? (3pts)	7	7	7	<p>Young Hall Auditorium LED retrofit from old auditorium lights. Estimated energy savings of 37,370 kwh/year and a cost savings of \$2,997 per year.</p> <p>There has been a lighting audit and retrofitted several locations on campus (Ex. Tegeler Hall - Carlo Auditorium, Sinquefeld Room - DuBourg Hall).</p> <p>LED retrofits were performed in Tegeler Hall - Carlo Auditorium and DuBoug Hall's Singuefeld Room. These two projects produced a total wattage reduction of 17,095. Time clock change to astronomical clocks has a total wattage reduction of 270,047 watts and approx. \$6,000 year in savings.</p> <p>LED lighting is used in wall mounted exterior lights, chandeliers, private offices, banquet rooms, track lighting, and parking lots. The conversion to LED technology in Busch Student Center alone has reduced energy usage from 44,136 watts to 5,526 watts. Large multipurpose banquet rooms and common areas were primary targets for LED retrofits. The result was an estimated energy savings of \$13,000 per year.</p>
E2.2	Eliminate Incandescents : Do you have a program to replace incandescent lights with compact fluorescent light bulbs? (1pt) What percentage of your incandescent lights have been replaced to CFL or LED lights? (10% to 25% = 1pt, 26-50% = 2pts 51-100% = 3pts)	3	3	4	See E2.1 Plus, we are systematically replacing incandescents where there is the opportunity on campus.
E2.3	Lighting Sensors: Does your company have individual area controls for lighting at this site? (1pt) Have you installed sensors to turn off lights in commonly used areas (office spaces, kitchens, restrooms etc.) office when vacated (<50%, 1pt: 50-100%= 2 pts)? Have you installed daylight sensors to turn off or dim lights when there is enough daylight available? (1pt)	4	4	4	Individual classroom and most office spaces have multiple scene lighting and sensor shut off. Common areas, hallways, and restrooms have sensors and day lit areas have timers set to reduce daytime lighting. Doisy Research Center complies with all of the requirements of this credit
E2.4	Exit Lights: Do all your exit lights at this site use energy efficient lighting? (2pts) If office does not have exit lights, answer yes	2	2	2	Yes

ENERGY

E2.5	Daylighting: Establish a policy to adjust lighting levels to take advantage of daylighting? (1pt) Please share your policy with us (2pts).	1	2	3	In 2014, Facilities Services installed new LED fixtures with daylight harvesting sensors in Reinhart Dining Hall. Daylight harvesters automatically adjust light intensity in the area based on the amount of sunlight entering space keeping a consistent amount of light in the area.
------	---	---	---	---	---

There is no specific adopted policy but the practice of daylighting has been practiced through sensors that reduce daytime lighting in daylight areas. Additionally, the Center for Global Citizen was renovated to take advantage of natural lighting and reduce the number of lights that are used throughout the day. Each parking garage also uses daylight harvesting to dim lights when not needed.

OFFICE EQUIPMENT

E3.1	Equipment Audit : Have you created a list of all your office appliances/equipment at this site and recorded their usage and energy consumption?	2	2	2	The Dept. of Business and Finance recently had a company come in to audit all printing equipment on campus to determine ways to increase efficiency. Managed Print Services has been implemented to optimize copying and printing on campus.
------	---	---	---	---	--

E3.2	Equipment Policy: Do you have a policy in place requiring all new equipment to meet ENERGY STAR rating standards?	2	2	2	Saint Louis University only purchases Energy Star appliances and Energy Star computers.
------	---	---	---	---	---

E3.3	Computers: Have you changed the settings on all office computers at this site to go into sleep mode after a set time of non-use or discontinued the use of screen savers (1pt)? Have you implemented a "Computer Shut Off" education campaign to encourage employees to turn off their computer when leaving the workplace (1pt)?	2	2	2	By default, all office computers follow the "SLU power management" profile, which shuts down monitors and hard disks after 1 hour.
------	---	---	---	---	--

E3.4	Copiers: Have you reduced copier/printer power consumption by using Stand By mode after 15 minutes of non-use?	2	2	2	All copiers/printers utilize stand-by mode. Additionally, the new Managed Print Services plan has centralized printing and copying areas to reduce the number of machines available, further reducing energy consumption.
------	--	---	---	---	---

E3.5	Vending Machines: Do you have ENERGY STAR vending machines or installed a device that reduces the energy your vending machine uses? (1pt) If company does not have vending machines, you may take 1pt.	1	1	1	Vending misers have been installed in all vending areas.
------	--	---	---	---	--

E3.6	Eliminate Workstation Appliances : Do you have a policy in place that eliminates any fans (1pt) or heaters (1pt) from individual workstations?	0	0	2	Not currently.
------	--	---	---	---	----------------

RENEWABLE ENERGY

E4.1	Onsite Renewables : Do you use renewable energy onsite? (1pt up to 2% of total energy usage, 2pts 2-5%, 3pts for 5+%)	0	0	3	Not currently, but steps are being taken to make this a reality. Solar panels installation was explored in 2013 and is still being considered. Wind energy is currently being tested on two locations on campus to determine the viability of this type of installation.
------	---	---	---	---	--

ENERGY

E4.2	Renewable Energy Credits: Have you purchased CO2 offsets or renewable energy credits for 2% - 10% (1pt) or 11-20% (2pts) 21+% (3pts) of your office's electricity usage? Do your REC's support Missouri-based renewable energy through Ameren Pure Power? (1pt)	0	0	4	Not currently. However, creation of a program engaging students in Pure Power is in the works.
------	---	---	---	---	--

TAKING GREEN HOME

E5.2	Employee Education: In 2014, did you provided learning opportunities or information materials to employees to encourage energy savings at home? Examples of opportunities include the utility energy efficiency programs, BizSavers, Act On Energy Illinois, Laclede Gas programs, St. Louis County SAVES, and Set The PACE St. Louis.	0	2	2	<p>The SLUustainability Expo is an informational event to promote sustainable practices on and off campus. Energy vendors and partners are invited to attend the expo to educate the SLU community about energy savings actions and provide tips to cut energy usage at home.</p> <p>Additionally, the Green Billiken provides information on the website greenbilliken.slu.edu and through twitter @greenbilliken to encourage and help offer suggestions and resources to the campus community.</p> <p>Sustainability Coordinator presented an energy presentation to the members of our Sustainability Advisor Council, comprised of 26 members of the SLU employees, to inform what the university has conducted and ways that employees can help in the office as well as at home.</p>
------	--	---	---	---	--

ENERGY TOTAL	42	51	66
--------------	----	----	----

Action

Baseline
Points

Final
Points

Possible
Points

How did you achieve this strategy?
short descri

Please provide a



WASTE

	Action	Baseline Points	Final Points	Possible Points	How did you achieve this strategy? Please provide a short description.
RECYCLING OFFICE MATERIALS					
W2.1	Recycling Policy: Have you established a recycling policy for all office materials in coordination with your building's recycling provider?	2	2	2	<p>SLU has implemented Single-stream recycling within or near all major buildings including restaurants and residence halls. Additionally, educational presentations have been held across campus for existing custodial employees, food service employees, in new employee and student orientations.</p> <p>The university has also established a well-documented standard operating procedure for interior and exterior recycling.</p>
W2.2	Recycling Bins: Are all employees at this site given a recycling bin to use at her/his desk?	2	2	2	Building occupants can submit a FAMIS service request and a recycling bin will be provided to them. Additionally, many departments throughout the university provide desk-side recycling bins for all of their employees.
W2.3	Trash Separation: If no to W2.2, are recyclable materials separated from the trash by your hauler?	n/a	n/a	2	SLU uses single-stream recycling. Separation of recyclable material is not necessary.
PAPER REDUCTION					
W3.1	Copier/Printer Paper Audit : Have you quantified how much copier/printer paper your office uses in a typical month?	2	2	2	<p>The university has quantified paper usage based on annual expenditures per product category (FY14):</p> <p>10-29 percent recycled content office paper: \$0.00 30-49 percent recycled content office paper: \$5,435.93 50-69 percent recycled content office paper: \$1,586.25 70-89 percent recycled content office paper: \$0.00 90-100 percent recycled content office paper: \$5,671.10 Total expenditure of recycled content office paper: \$12,693.28 Total expenditure on office paper: \$248,131.81</p> <p>The university's paper consumption (in tons) for FY14 was 184.65, which monthly would equate to 15.39 tons.</p>
W3.2	Paper Reduction Milestones: In 2014, did you establish milestone dates to reduce paper use by 10%? (1pt) If 10% reduction was met, show documentation. (3pts)		1	4	Although they are no current goals set to reduce paper usage on campus, the MPS BluePrints program is designed to decrease paper usage. Savings will be realized through reduction of energy and printer leases, paper reduction savings will be an added benefit to the \$300K estimated savings.
W3.3	Double-Sided Copying/Printing: Is double sided copying and printing set as a default on all capable machines?	0.5	1	1	The implementation of Managed Print Services (MPS) has resulted in double-sided printing as a default setting.



WASTE

	Action	Baseline Points	Final Points	Possible Points	How did you achieve this strategy? Please provide a short description.
W5.2	Computer Recycling: Do you recycle old computers and other large electronics (printers, copiers)?	1	1	1	<p>Saint Louis University has partnered with Midwest Recycling Center (MRC) to manage e-waste recycling. E-waste recycling drives are hosted annually and are open to the campus and St. Louis community.</p> <p>Additionally, if anyone on campus needs help to recycle larger items they can submit a work request through the FAMIS system.</p>
REDUCING FOOD SERVICE WASTE					
W6.1	Food Service Policy: Do you have a company policy to reduce disposables related to food service by allowing only 20% non-recyclable disposables to be used on site?	0.5	0.5	1	<p>Fresh Gatherings uses 100% recycled products, but SLU has not yet implemented a university-wide policy. However, specific new food service vendor locations have been contacted to change any polystyrene to-go containers to compostable material with much success.</p>
W6.2	Green Catering: Have you implemented a policy to hire caterers or food vendors that reduce paper and plastic waste in food orders? (1pt) Provide example of how your caterer reduced paper and plastic waste (2pts).	3	3	3	<p>SLU's food service contractor from January to June of 2014 was Chartwells. Chartwells, implemented food sourcing policies for purchasing sustainable and, whenever possible, locally grown and organic food products including 100% certified seafood, cage-free shell eggs, hormone and antibiotic-free chicken, turkey, pork, grass-fed beef and rBGH free milk.</p> <p>Aramark became the food service provider for campus in July. The newest food contract contains language requiring Aramark to establish a recycling and composting program and practice sustainability initiatives. Aramark catering prints solely using scrap paper and utilizes recycling for all paper and plastic materials. Aramark catering offers china/glassware/cutlery for catering events at no charge, and encourages guests to not use disposable materials. Additionally, during events the staff uses recycling bins for all recyclable materials instead of throwing the items in the garbage.</p> <p>At Chaifetz Arena, Sodexo is beginning to standardize purchasing of all recyclable concession items.</p>

Action

Baseline
Points

Final Points

Possible
Points

How did you achieve this strategy?
a short descri

Please provide

WASTE

	Action	Baseline Points	Final Points	Possible Points	How did you achieve this strategy? Please provide a short description.
--	--------	-----------------	--------------	-----------------	--

WASTE					
	Action	Baseline Points	Final Points	Possible Points	How did you achieve this strategy? Please provide a short description.
TAKING GREEN HOME					
W7.1	Employee Education: In 2014, did you provided learning opportunities or information materials to employees to encourage reducing waste at home?		2	2	Monthly new employee orientations include helpful take-away tips for employees to learn how to recycle and compost at home. Additionally, tablings and presentations held throughout the year for students, faculty, and staff are aimed at provided waste reduction tips that can be used both at home and in the workplace.
WASTE TOTAL		39.5	48.5	69	

Action

Baseline
Points

Final
Points

Possible
Points

How did you achieve this strategy?

Please provide a short
description.

WT3.1	Employee Education: In 2014, did you provided learning opportunities or information materials to employees to encourage conserving water and reducing stormwater run-off at home?		2	2	<p>The Department of Sustainability & Benchmarking provides educational information on water conservation efforts on its website. http://www.slu.edu/facilities-services-home/sustainability/be-a-green-billiken/learn-it/faqs</p> <p>Handouts on sustainability initiatives and take-home ideas, including water conservation, are available at all SLU sustainability tablings.</p>
WATER TOTAL		13	20	21	

TRANSPORTATION

Action	Baseline Points	Final Points	Possible Points	How did you achieve this strategy? Please provide a short description.
WORKPLACE COMMUTING				
T1.1 Commuting Audit: In 2014, did your company conduct a commuter survey to determine how your employees commute to work? (2pts) (i.e. car, carpool, bus, MetroLink, bicycle) Have you reduced the percent of employees traveling to this site as a single vehicle users by at least 10%? (3pts)		2	5	The Alternative Transportation subcommittee of the Sustainability Advisory Council created and released a commuter survey for students and employees in November 2014. The results are currently being analyzed and reduction goals will be set after results are obtained.
T1.2 Transit Subsidies: Does your company provide a transit benefit program to encourage use of public transportation? (i.e. Pretax transit passes, transit subsidies, etc.)	3	3	3	Student discount Metro passes are available as well as pre-tax metro passes to employees managed by Parking & Card Services. The university also provides a free shuttle service for SLU campus users that operates along Grand Ave and between campus locations - main campus, medical campus, and law campus.
T1.3 CarSharing: Does your company participate in RideFinders, RideShare, WeCar or other car or vanpooling programs to reduce single occupant car commuters?	2	2	2	SLU has partnered with RideFinders to offer carpooling opportunities. SLU also offers a van pool through Transportation Services. The van pool program allows clubs and departments on campus to rent vans for university related business. By consolidating vans throughout campus, this saves on the purchase of additional vehicles sitting unused.
T1.4 Telecommuting/Flex-time: Does your company allow employees to telecommute or use flex-time?	1	1	1	While most campuses and departments have established standard business hours, these schedules vary throughout the University, depending upon the services provided. Condensed or flexible work week schedules are determined by the individual departments and are more common during the summer months. Telecommuting is an option available to employees. It is contingent upon the employee's job requirements and governed at the department level. Billiken Secure Connect is a Virtual Private Network (VPN) service that provides users secure remote access to network resources on SLU Net. The service is available to all faculty and staff.
T1.5 Virtual Meetings: Does your company use a virtual meeting programs (WebEx, GotoMeeting) instead of traveling to meetings?	2	2	2	SLU offers many online classes and systems to provide remote viewing, FuzeBox and Tegrity. These systems enable classes to be either recorded or viewed online at anytime. Most meetings held on campus are within easy walking distance. SLU also provides a free shuttle service to transport students and employees between the main (Frost) campus, the medical school campus on South Grand, and the law school downtown.
DESIGNATED PARKING SPOTS				
T2.1 Carpool Parking: Does your company provide dedicated carpool/vanpool parking spaces at the workplace?	0	0	2	Not currently, but conversations have begun with RideFinders to provide designated parking for carpools, with specialized signage and hangtags.
BICYCLE COMMUTING				





High Performance Building Initiative Scorecard

Category	Question	Points Available	Points Achieved by Nov. 17
ENERGY STAR 1.1	Calculate your company's energy usage (electric, gas, water)	5	5
ENERGY STAR 1.2	Take advantage of energy efficiency incentives by BizSavers or Laclede Gas Company	5	5
ENERGY STAR 1.3	Attend a class on Benchmarking with ENERGY STAR or view webinar from ENERGY STAR web library	5	5
ENERGY STAR 1.4	Sign STLHPBI 25% by 2020 Energy Reduction Pledge	10	10
ENERGY STAR 1.5	Benchmark your building in Portfolio Manager or get your building owner to benchmark	10	10
ENERGY STAR 1.6	Enter your building in the U.S. EPA National Building Competition 2014	10	0
ENERGY STAR 1.7	Earn ENERGY STAR Label for 2014: Benchmark score 75-85 (15pts); 86-95 (25 pts); 96-100 (30 pts)	30	0
Total ENERGY STAR Points		75	35
LEED 1.1	Attend USGBC - Missouri Gateway Chapter LEED Green Building showcase or Green Building Tour	5	5
LEED 1.2	Register project/building for LEED Certification: LEED-EB&OM, LEED-CI, LEED-NC, LEED-CS, or LEED-ND	10	0
LEED 1.3	Complete charrette/point analysis of possible LEED project	10	10
LEED 1.4	Achieve LEED Certification in 2014: Certification (20 pts), Silver (30 pts), Gold (40 pts), Platinum (50 pts)	50	0
Total LEED Points		75	15
Sustainable SITES 1.1	Attend a seminar on Sustainable SITES or read overview presentation on website	5	5
Sustainable SITES 1.3	Complete draft charrette/point analysis from Sustainable SITES - version 1	10	0
Total Sustainable SITES Points		15	5
Mentoring 1.1	Attend a meeting on high performing buildings organized by STL High Performance Bldg. Initiative signatory organizations	5	0
Mentoring 1.2	Share company success story on your high performing workspace or building to be posted on STL HPBI website	10	0
Mentoring 1.3	Assist another company with benchmarking their building or provide mentoring to assist in energy efficiency strategies	15	15

Note on Mentoring rules: Mentors should only provide advice on the Energy Star, LEED or SITES processes and applications and not provide the same level of time and resources that a professional engineer/consulting would provide. Please provide documentation on number of meeting/contacts and topics.

High Performance Building Initiative Scorecard

Total Mentoring Points	30	15
Total HIGH PERFORMANCE Points	195	70

High Performance Building Initiative Scorecard

Litteken Hall & Med Center

Not submitted for label

SLU went through an analysis for the LEED scorecard on the Scott Hall & Center for Global Citizenship facilities

SLU is currently working the St. Francis Xavier Church on benchmarking and providing guidance on energy efficiency. The Director of Facilities Management sits on their Facilities committee and actively works with the "college church"

Better Business Through Biodiversity Scorecard

Activity	Options	Points Available	Final Points - Nov 17
	Report on direct impacts of building features on surrounding environment, such as: 1) Run-off from roof; 2) Run-off from paving 3) Light pollution 4) Window reflectivity; 5) What % of site is hardscaping? (2 pts each)	10	0
	Report on site factors: 1) What % of your site is vegetated with perennials, shrubs, trees? 2) What % of this vegetation is primarily native plants? 3) Evaluate any planted hardscape areas (roof, patio, parking lot islands) 4) In what ways does your site support shelter, food, water for pollinators or other wildlife? 5) Do you use pesticides or herbicides? Do you know their effects on Biodiversity? (2 pts each)	10	0
	Report on your company's indirect impacts on Biodiversity, such as building energy use, solid waste management, supply chain impacts, etc.	10	0
3. Evaluate Building and Site Features Total Points		30	0

Activity	Options	Points Available	Final Points - Nov 17
	Develop a company-approved policy on biodiversity. (2 pts)		
	Share this policy with other Challenge companies. (2 pts)	4	0
	Integrate Biodiversity focus into your company's existing sustainability action plan.	2	0
	Establish a biodiversity subset to your Green Team and identify potential leadership.	2	0

Better Business Through Biodiversity Scorecard

		Gather case studies of individual employee Biodiversity engagement to share internally. (1 pt each up to 5 pts)	5	0
		Identify funding opportunities. (1 pt) Propose one for potential projects. (1 pt)	2	0
		Identify opportunities for collaboration with local community or organizations (1 pt) and collaborate with at least one. (2 pts)	3	0
4. Internal Resources Total Points			20	0
5	Audit and Monitor Biodiversity Factors of Your Site			
Awareness Purpose: Use surveying guidelines from National Wildlife Fund, St. Louis Audubon Society, etc. that are available in shared resources on Challenge website. OR - Obtain services to conduct an ecological survey. Including Biodiversity monitoring in your ongoing sustainability tracking systems will continue your initial investment in exploration of these factors!				
	Activity	Options	Points Available	Final Points - Nov 17
5.1	Evaluate and report on the state of habitats and species on your site. Establish systems to efficiently monitor Biodiversity factors on an ongoing basis.	A) Conduct an informal survey of your site and surroundings and list observed plants, animals and habitats.	5	0
		B) Conduct a formal quantitative site survey including plants, animals and habitats.	10	0
		C) Report on your site's ability to support biodiversity. 1. Identify natural food and pollinating sources for wildlife and plants 2. Identify water sources available to wildlife and plants 3. Identify places of protection for wildlife and plants 4. Identify natural or man-made spaces for wildlife and plants to reproduce	10	0
		D) Establish a system for ongoing Biodiversity monitoring and share your methodology with the Challenge.	10	0
5. Audit and Monitoring Total Points			35	0
6	Biodiversity Case Study			
Awareness Purpose: Stories of the why-what-how, challenges and benefits of business sector BiodiverseCity STL engagement - will help this initiative evolve and grow!				
	Activity	Options	Points Available	Final Points - Nov 17
6.1	Share your process, success, issues and findings.	Generate and share a case study of your Biodiversity activities in narrative or video format.	10	0
6. Case Study Total Points			10	0

Better Business

Green Revolving Fund

Facilities Services is currently researching the implementation of a Green Revolving Fund to help finance energy and utility initiatives on campus. Research is being conducted to find the best practices for the type, size, and administration of the fund. Over the next year, Facilities hopes to have a proposal for a Green Revolving Fund with

Cannonball Picnic

In 2014, the annual staff appreciation picnic was held as a zero-waste event with all waste being composted. All cups, plates, and utensils used at the event were compostable. This event did not contribute to landfill waste. The department of Sustainability & Benchmarking was present at the event to disseminate educational information about how to compost at home and how staff members can host their own zero-waste event.

Green Game

"Greening the Game" was part of the annual RecycleMania competition, a friendly nationwide competition between colleges and universities to raise awareness about their recycling programs.

Over 30 volunteers from the SLU community engaged fans about the recycling refresh program at Chaifetz Arena. Since the inception of the program, in November 2013, over 7 tons of recyclable material has been diverted from the landfill. "Greening the Game" was also featured in a news segment on KMOX radio.

Some of the highlights of the event included a pre-game "Green Billiken Party Zone" that promoted locally sustainable food and beverage providers, direct collection of recyclables from fans during media timeouts, and collection of gently worn shoes for the annual Battle for the Boot competition to be donated to the Shoe-man Water Project.

Due to the efforts of our green ambassadors, SLU and Chaifetz Arena were able to divert 21% of waste from the

Learning Laboratory for Stormwater Retention

The Department of Sustainability & Benchmarking is supporting an engineering class in researching ways to capture rainwater at the Olive/Compton parking garage for use in filling the ponds nearby. This project would reduce the consumption of freshwater to fill the ponds, as well as reducing the amount of water entering storm drains. Projects like this provide an opportunity for students to engage in realworld issues with practical application

Campus Sustainability Map

Through an initiative developed and completed by the graphic design intern for the Department of Sustainability and Benchmarking, all sustainability features of SLU have been mapped -bike racks, recycling bins, water bottle filling stations, etc - and made available online for easy access.

<http://www.slu.edu/facilities-services-home/maps-and-addresses>

SLU Sustainability Week and Expo

The third annual SLU Sustainability Week, sponsored by the University's Sustainability Advisory Council, took place from October 20-25 with a number of events focused on "Empowering Change on Campus and in the Community."

The second annual SLU Sustainability Expo was held in the Busch Student Center that featured over 20 on and off campus organizations who have a focus on sustainability. Over 150 individuals attended the event and the interaction between the organizations and the attendees was lively and enlightening.

Through the efforts of the Student Activities Board, the University played host to the Campus Consciousness Tour (CCT) for the first time. CCT is part music tour and part environmental campaign with the aim to inspire and activate students in an electric atmosphere while having a minimal environmental footprint.

Other successful events of the week were the fourth annual Food Day held on the Medical Center Campus to promote sustainable, healthy, and just agricultural practices. The week concluded with Make a Difference Day 2014 with more than 4,000 students, faculty, and staff taking part in the nation's largest day of service.

Water Bottle Filling Stations

31 new water-bottle filling stations were purchased and installed in 2014, which has encouraged reusable water canteens and drastically reduced the number of single-use water bottles. SGA purchased and distributed reusable water canteens to incoming Freshman and used the remainder as as giveaways accessible to students of any

Engineering Innovation Challenge

The Department of Sustainability & Benchmarking is partnering with the School of Engineering to engage students in developing innovative ideas to address issues to make campus more sustainable. Recently, the challenge sponsored by the University's Sustainability Advisory Council, focused on creating a recognition program for individuals adopting sustainable practices. Think about cost-effectiveness, campus outreach, individual/group

Total

Points

1

3

3

2

2

2

3

1

16